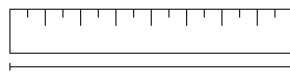


Find your ring size

UNII Complete Sizing Guide

*only applicable for Unii rings

IMPORTANT



Make sure to print this PDF at 100% scale for accurate measurements.

Use the ruler on page 3 and 4 to check the scale.

For best accuracy, use 2 of the methods below:

- **International buyers:**

Go to page 2 and check our CONVERSION CHART to convert your UK/Australian ring size to US.

- **You own a ring that fits comfortably (or you can sneak your partner's for a surprise gift) :**

Go to page 3 and place your ring on our RING SIZER to find out what size fits it best.

- **You do not know the ring size needed, or want to double-check :**

Go to page 4 and use our SIZING TOOL for easy and accurate measurement of the finger.

- **You cannot print this Sizing Guide :**

Go to page 5 and follow the instructions of our SIZE CHART carefully.

NEED HELP ?

Our team is always happy to assist you. Don't hesitate to contact us anytime.

 contact@uniiring.com

Find your ring size

Unii international ring size Conversion chart

CIRCUMFERENCE (mm)	DIAMETER (mm)	USA CANADA	UK AUSTRALIA
54.4	17.3	7	N - 1/2
55.1	17.5		O
55.7	17.7	7 - 1/2	O - 1/2
56.3	17.9		P
57.0	18.1	8	P - 1/2
57.6	18.3		Q
58.3	18.5	8 - 1/2	Q - 1/2
58.9	18.8		R
59.5	19.0	9	R - 1/2
60.2	19.2		S
60.8	19.4	9-1/2	S - 1/2
61.4	19.6		T
62.1	19.8	10	T - 1/2
62.7	20.0		U
63.4	20.2	10 - 1/2	U - 1/2
64.0	20.4		V
64.6	20.6	11	V - 1/2
65.3	20.8		W
65.9	21.0	11 - 1/2	W - 1/2
66.6	21.2		X
67.2	21.4	12	X - 1/2
67.8	21.6		Y
68.5	21.8	12 - 1/2	Z
69.1	22.0		Z - 1/2
69.7	22.2	13	
70.4	22.4		Z + 1
71.0	22.6	13 - 1/2	
71.6	22.8		
72.3	23.0	14	Z + 2
72.9	23.2		
73.5	23.4	14.5	Z + 2 - 1/2

NEED HELP ?

Our team is always happy to assist you. Don't hesitate to contact us anytime.

 contact@uniiring.com

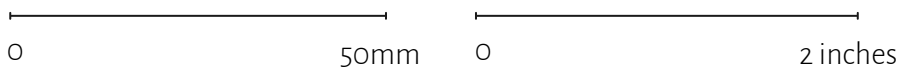
Find your ring size

Unii ring sizer

1

Make sure to print this page at 100% scale.

Place a ruler below . If the line measures exactly 50mm/2inches, you're good to go!



2

Find a ring that fits you/your loved one comfortably.

(Make sure that ring is worn on the finger you are shopping for)

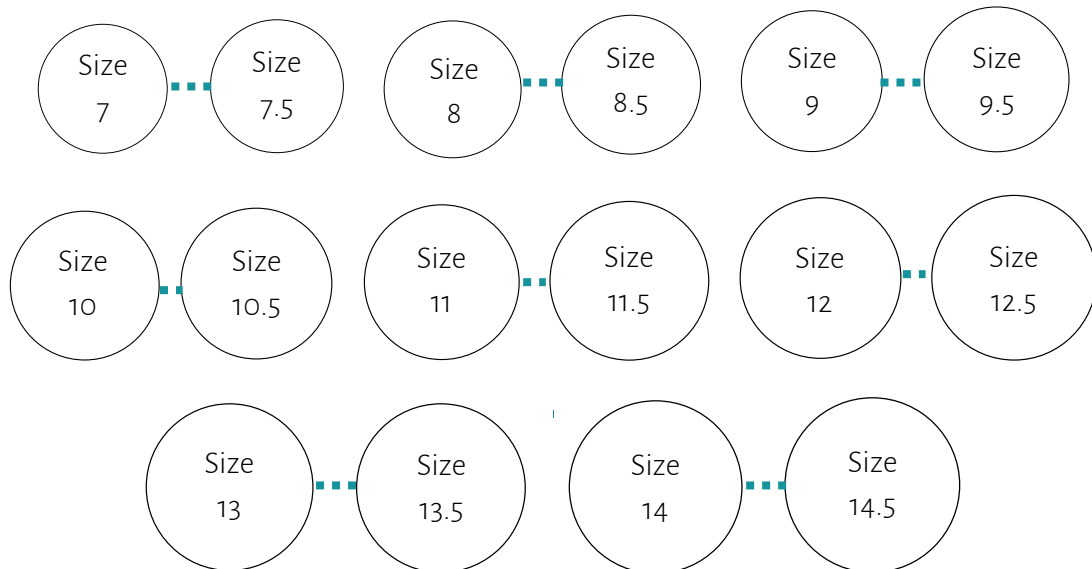
Place the **inner part** of the ring on top of each circle until you find the perfect match.

It's important that you can see the circle making contact with the inside of your ring.

3

Each of our ring size covers a full size due to the flexibility of the silicone material (7-7.5, 8-8.5, etc...).

So if you are a size 7 or 7.5 in the circles below, go for our ring size 7-7.5 for example.



NEED HELP ?

Our team is always happy to assist you. Don't hesitate to contact us anytime.

 contact@uniiring.com

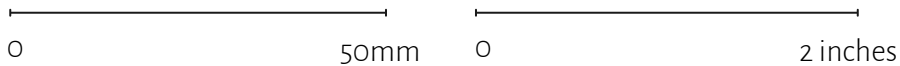
Find your ring size

Unii ring sizing tool

1

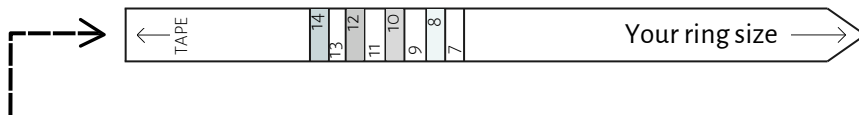
Make sure to print this page at 100% scale.

Place a ruler below . If the line measures exactly 50mm/2inches, you're good to go!



2

Cut the tool below.



Place a **strip of tape** where indicated. Apply it to the inside of your ring finger, where you want the ring to sit.

Wrap the paper snugly around your finger until you have a secure, comfortable fit.

Make sure it is not too loose or too tight.

The pointed end of the paper indicates your ring size.

SOME TIPS & TRICKS

Measure your fingers later in the day when they're warm.

Avoid measuring on a very hot day or after consuming alcohol and salty foods.

If you have big knuckles with thinner fingers, measure both and choose a ring size in between.

Your dominant hand may be 1/2 size larger than your other hand, so measure the hand you intend to wear the ring on.

Find your ring size

Unii Size chart - No printer needed

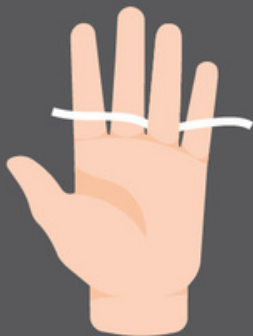


Do you find it difficult to take measurements on your own?
Simplify the process by bringing in an extra pair of hands.

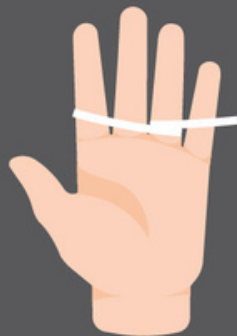


Don't use a measuring tape or you may end up with the wrong fit.

WHAT'S MY RING SIZE?




1. Cut a piece of string or thin strip of paper at least 3 inches long (no measuring tape).



2. Wrap it snugly at the base of your ring finger.



3. Using a pen or pencil, mark where the ends overlap.



4. Lay it flat and measure the length between lines. That's your circumference.



Ring Size	Diameter (mm)	Diameter (inch)	Circumference (mm)	Circumference (inch)
7-7.5	17.3 - 17.7	0.68 - 0.70	53 - 55.5	2.09 - 2.19
8-8.5	18.2 - 18.5	0.72 - 0.73	55.5 - 58.0	2.19 - 2.28
9-9.5	18.9 - 19.4	0.74 - 0.76	58.0 - 61.0	2.28 - 2.40
10-10.5	19.8 - 20.2	0.78 - 0.80	61.0 - 63.5	2.40 - 2.50
11-11.5	20.6 - 21.1	0.81 - 0.83	63.5 - 66.0	2.50 - 2.60
12-12.5	21.3 - 21.9	0.84 - 0.86	66.0 - 68.5	2.60 - 2.70
13-13.5	22.2 - 22.6	0.87 - 0.89	68.5 - 71	2.70 - 2.80
14-14.5	23.0 - 23.4	0.91 - 0.92	71.0 - 73.5	2.80 - 2.89